

Order code: IA250XXXBAA

Automatic Transfer Switch Controller

Datasheet

Product description

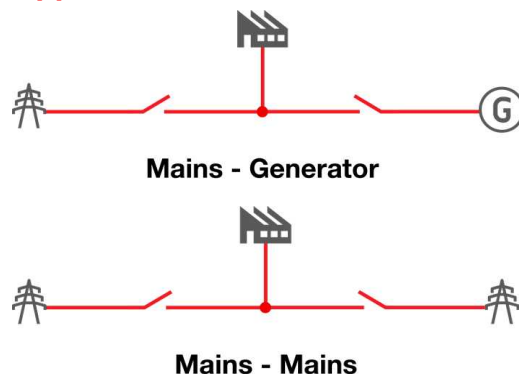
- > Automatic Transfer Switch (ATS) controller for stand-by and prime-power applications
- > All-in-one intuitive & powerful PC tool for configuration, monitoring and control locally or remotely
- > Easy to install, configure and use

Key features

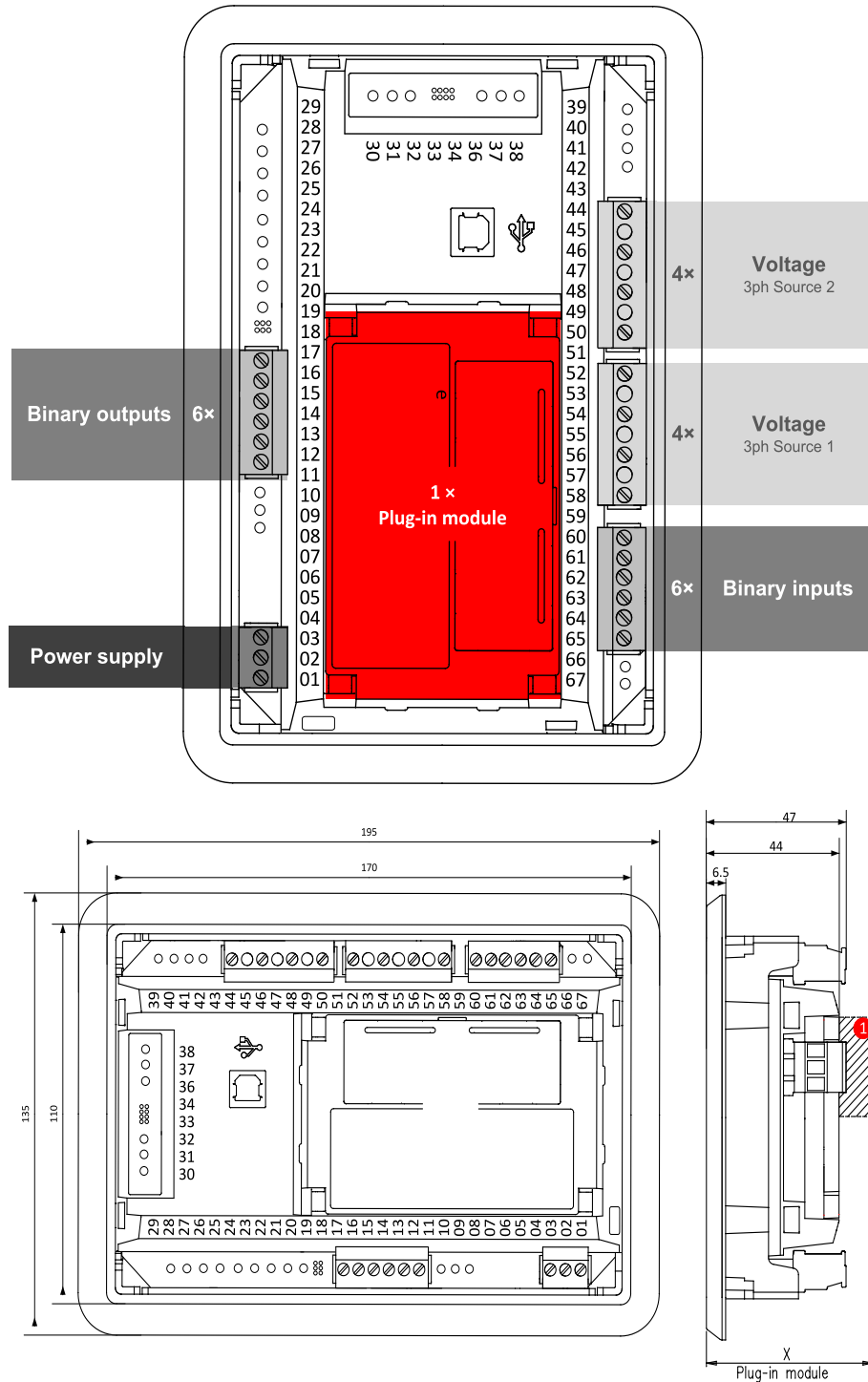
- > Mains-To-Mains or Mains-To-Gen application
- > 6 binary outputs, 6 binary inputs
- > Connection and configuration in PC tool IntelliConfig
- > Power over USB for controller configuration
- > RTC with battery back-up (full calendar)
- > Slot for extension plug-in module (support of 4G, BI/BO, Ethernet)
- > Full remote communications support (AirGate 2.0, WSV, InteliSCADA)
- > Internet access using Ethernet/4G Modbus TCP/RTU, SNMP v1/v2c
- > Active SMS and emails
- > Cyber security improvement, Firewall
- > Modbus register mapping possibility
- > Elevator switch, Geo-Fencing
- > Remote display support

- > Detailed history log with up to 150 records
- > User setpoints and protections
- > True RMS measurement
- > Multi-purpose scheduler
- > User Access Management
- > 5 languages in the controller & Translator functionality
- > Cut-out: 172 × 112 mm

Application overview



Dimensions, terminals and mounting



1 Plug-in module

Note: Dimension "X" depends on plug-in module

Note: Dimensions are in millimeters.

Note: The final depth of the controller depends on the selected plug-in module – it can vary between 47 mm and "X" mm. Mind also the size of connectors and cables (e.g. in case of RS232 connector, add about 60 mm more for standard RS232 connector and cable).

Note: The controller is to be mounted into panel doors as a standalone unit using provided holders. The requested cutout size is 172 × 112 mm. Use the screw holders delivered with the controller to fix the controller into the door.

Technical data

Power supply

Power supply range	8-36 VDC
Power consumption (without modules)	2.0 W
RTC battery	Replaceable (3 V)
Fusing power	4 A w/o BOUT consumption
Max. Power Dissipation	4.5 W

Operating conditions

Protection degree (front panel)	IP 65
Operating temperature	-20 °C to +70 °C
Storage temperature	-30 °C to +80 °C
Operating humidity	95 % non-condensing (EN 60068-2-30)
Vibration	5-25 Hz, ± 1.6 mm 25-100 Hz, a = 4 g
Shocks	a = 500 m/s ²
Surrounding air temperature rating 70 °C Suitable for pollution degree 2	

Voltage measurement

Measurement inputs	3ph-n S1 voltage, S2 voltage
Measurement range	10-277 V AC / 10-480 V AC (EU) 10-346 V AC / 10-600 V AC (US/Canada)
Linear measurement and protection range	350 V AC Ph-N 660 V AC Ph-Ph
Accuracy	1 %
Frequency range	30-70 Hz (accuracy 0.1 Hz)
Input impedance	0.72 MΩ ph-ph , 0.36 MΩ ph-n

Display

Type	Build-in monochromatic 3.2"
Resolution	132 × 64 px

Communications

USB Device	Non-isolated type B connector
------------	-------------------------------

Binary inputs

Number	6
Close/Open indication	0-2 VDC close contact 6-36 VDC open contact

Binary outputs

Number	6
Max. current	BO1-6 = 0.5 A
Switching to	positive supply terminal

Available plug-in modules

Product	Description	Order code
CM-RS232-485	Dual port interface	CM223248XBX
CM2-4G-GPS	4G & GPS plug-in communication module	CM24GGPSXBX
CM3-Ethernet	Internet / Ethernet plug-in communication module	CM3ETHERXBX
EM-BIO8-EFCP	8 additional binary inputs/outputs	EM2BIO8EXBX


Note: Controller has 1 slot for plug-in modules.

Functions and protections

Support of functions and protections as defined by ANSI (American National Standards Institute):

Description	ANSI code	Description	ANSI code
Master unit	1	Incomplete sequence relay	48
Stopping device	5	Breaker failure	50BF
Multi-function device	11	AC circuit breaker	52
Starting-to-running transition contactor	19	Overvoltage	59
Undervoltage	27	Aux Over Voltage	59X
Aux Battery Under Voltage	27X	Reclosing relay	79
Annunciator	30	Overfrequency	81O
Master sequence device	34	Underfrequency	81U
Voltage unbalance/Negative sequence voltage	47	Auto selective control/transfer	83

Certifications and standards

<ul style="list-style-type: none"> > CE > EN 61000-6-2 > EN 61000-6-4 > EN 61010-1 > EN 60068-2-1 (-20 °C/16 h) > EN 60068-2-2 (70 °C/16 h) 	<ul style="list-style-type: none"> > EN 60068-2-6 (2÷25 Hz / ±1,6 mm; 25÷100 Hz / 4.0 g) > EN 60068-2-27 (a=500 m/s²; T=6 ms) > EN 60068-2-30:2005 25/55°C, RH 95%, 48hours > EN 60529 (front panel IP65, back side IP20) > UL 1008 	
---	--	---



E-mail: info@comap-control.com
 Web: www.comap-control.com

ComAp 
 The heart of smart control